

Scaled data based on original data using
LM-79-08 Approved Method: Electrical and Photometric Measurements of Solid-
State Lighting Products

Test Report Prepared for
Cooper Lighting Solutions
(formerly Eaton)

Brand: STREETWORKS

Report Number: P317335

Luminaire Tested: **GAN-SA1D-722-U-RW**

Issue Date: 3/3/2020

Test Information

Test Method: LM-79-08
Report Number: P317335
TEST IS SCALED FROM IESNA LM-79-08 TEST DATA (G2-1903-205-7)
Test Lab: INNOVATION CENTER
Issue Date: 3/3/2020
Manufacturer: COOPER LIGHTING SOLUTIONS (FORMERLY EATON)
Product Line: STREETWORKS
Catalog Number: GAN-SA1D-722-U-RW
Description: GALLEON AREA AND ROADWAY LUMINAIRE
(1) 70 CRI, 2200K, 1200mA LIGHTSQUARE WITH 16 LEDS AND RECTANGULAR WIDE OPTICS
Light Source: -
Ballast/Driver: ELECTRONIC DRIVER

Summary

Lumens per Lamp: N/A
Luminaire Lumens: 6104 lumens
Efficiency: N/A
Efficacy: 91.1 lumens/watt
Luminous Opening: Rectangular (W 0.5' x L: 0.5' x H: 0')
IES Classification: Type III - Short
BUG Rating: B3 - U0 - G3

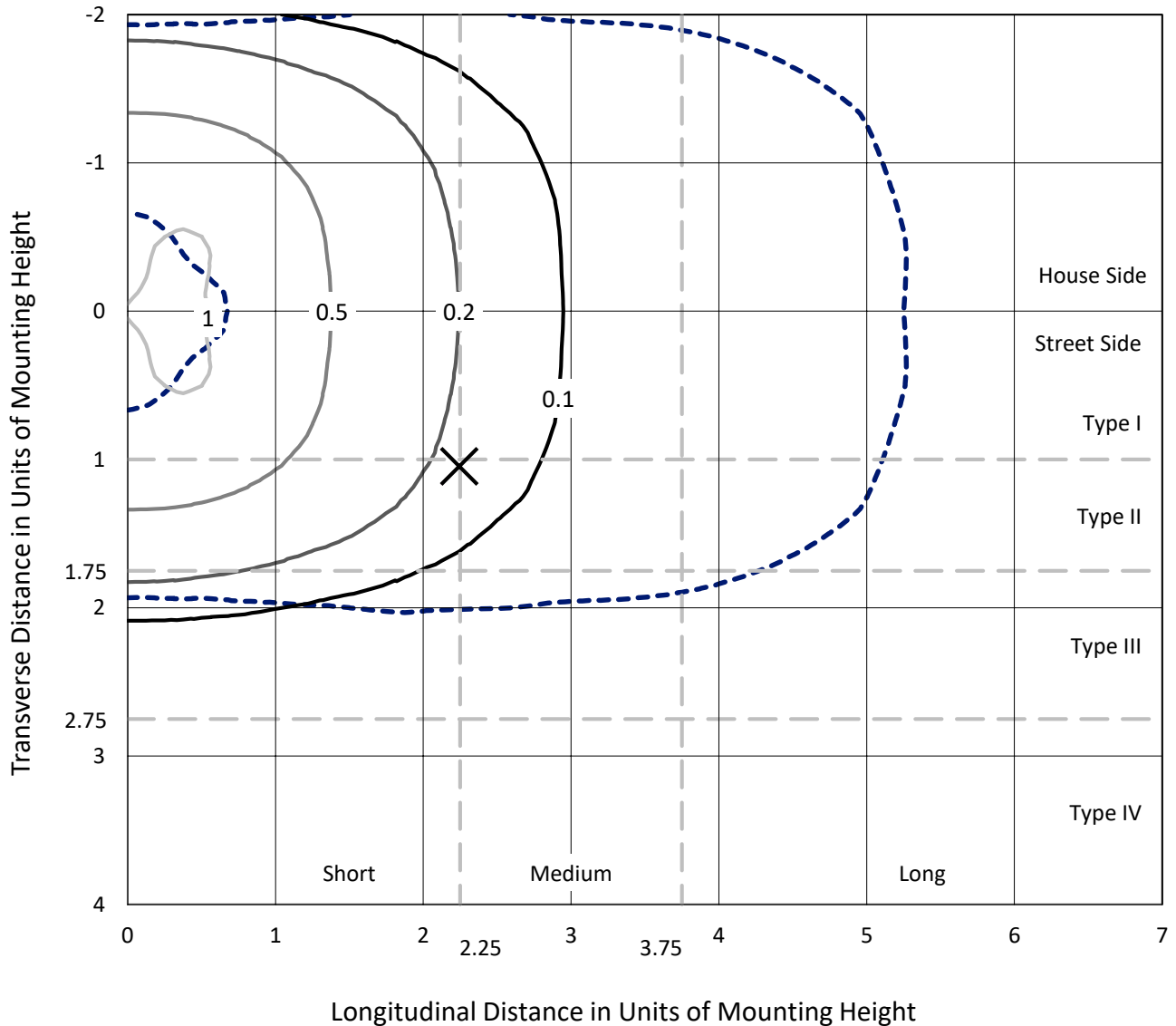
Input Watts (W): 67
Input Voltage (V): NR
Input Current (Ain): NR
Voltage Rise (V): NR
Power Factor: NR
Total Harmonic Distortion (THDi): NR
Frequency (hertz): 60
Stabilization Time: NR
Operation Time: NR
Ambient Temperature (°C): NR
Test Distance: 24 FT



REPORT NUMBER: P317335
 CATALOG NUMBER: GAN-SA1D-722-U-RW

Iso-Footcandle Lines of Horizontal Illumination

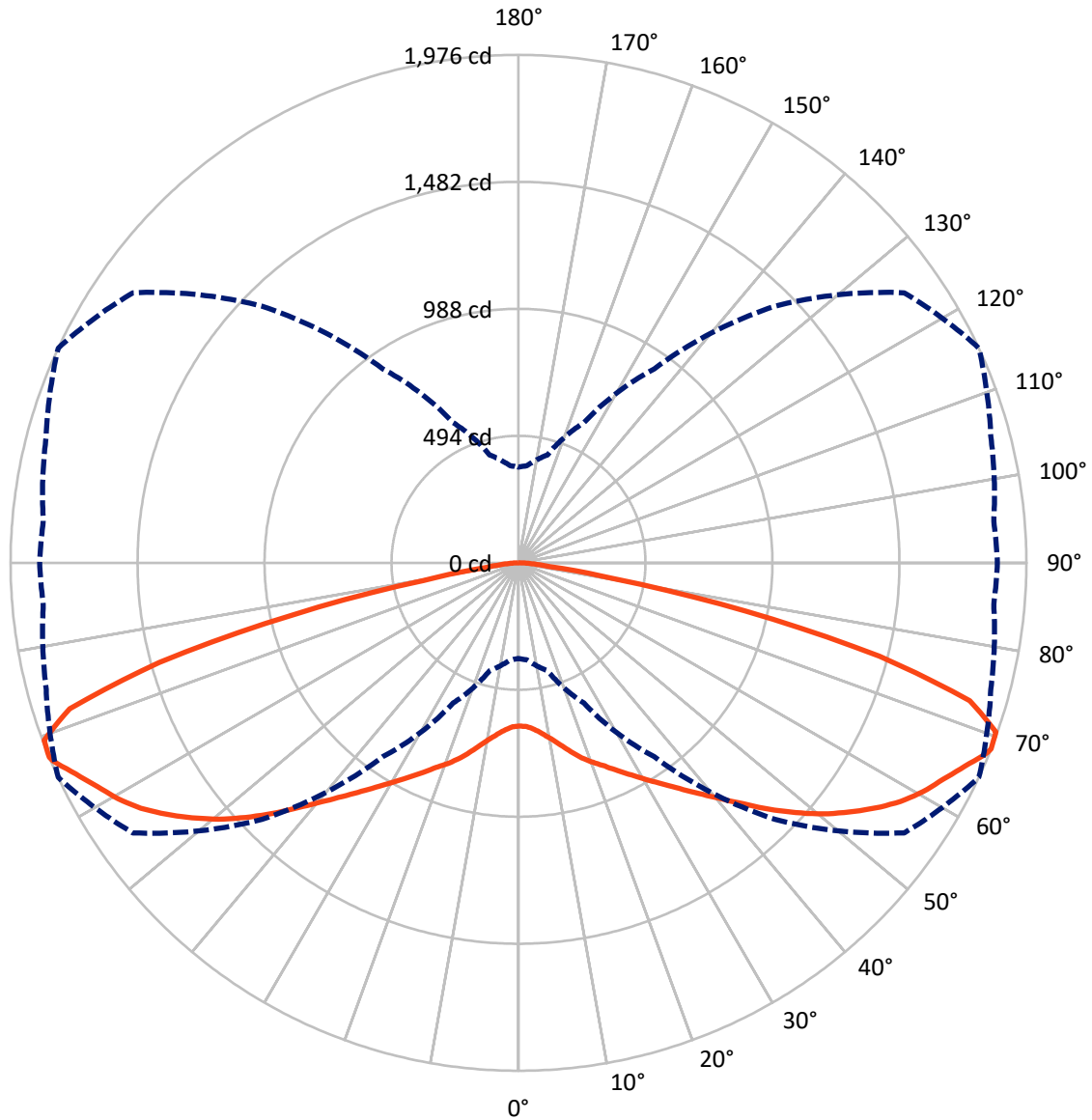
✕ Max cd
 - - - 1/2 Max cd



Based on 25 foot mounting height. Maximum calculated value = 1.2 fc
 Type III - Short - N/A

REPORT NUMBER: P317335
CATALOG NUMBER: GAN-SA1D-722-U-RW

Luminous Intensity Polar Plot



— Vertical Plane Through 65-Deg Lateral - - - Horizontal Cone Through 68-Deg Vertical

REPORT NUMBER: P317335
 CATALOG NUMBER: GAN-SA1D-722-U-RW

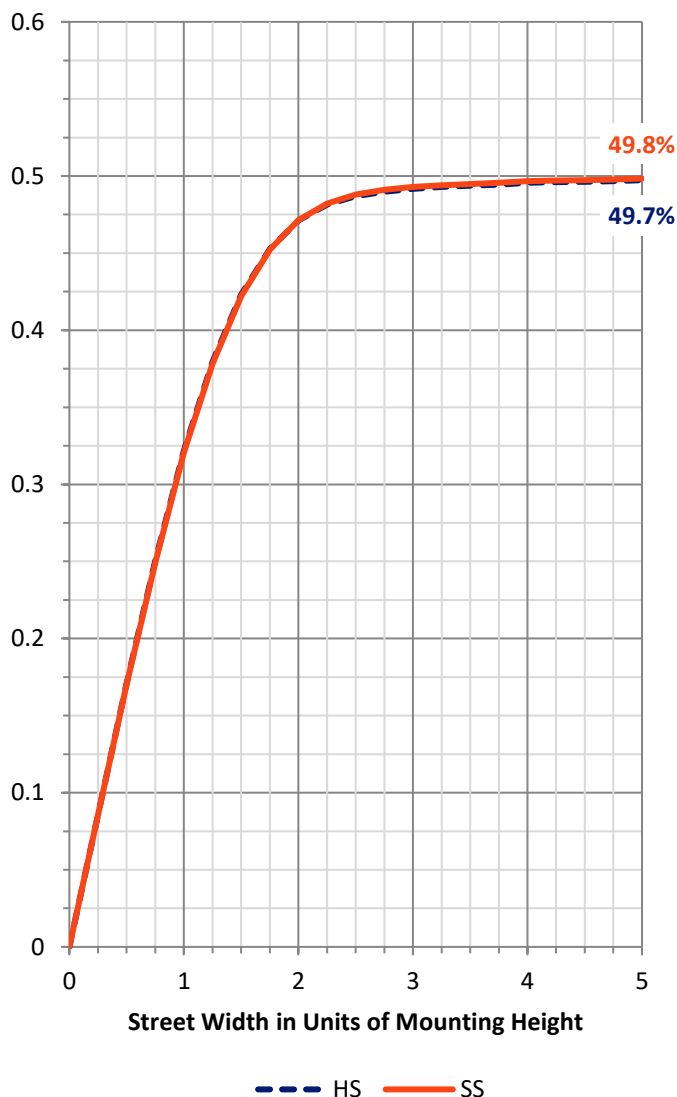
FLUX DISTRIBUTION:

		Downward	Upward	Total
House Side	Lumens	3052.0	0.0	3052.0
	% Fixture	50.0	0.0	50.0
Street Side	Lumens	3052.0	0.0	3052.0
	% Fixture	50.0	0.0	50.0
Total	Lumens	6104.0	0.0	6104.0
	% Fixture	100.0	0.0	100.0

ZONAL LUMENS:

Zone	Lumens	% Fixture
0°-10°	62.1	1.0
10°-20°	208.1	3.4
20°-30°	405.7	6.6
30°-40°	681.5	11.2
40°-50°	1073.8	17.6
50°-60°	1436.0	23.5
60°-70°	1396.0	22.9
70°-80°	763.1	12.5
80°-90°	77.6	1.3
90°-100°	0.0	0.0
100°-110°	0.0	0.0
110°-120°	0.0	0.0
120°-130°	0.0	0.0
130°-140°	0.0	0.0
140°-150°	0.0	0.0
150°-160°	0.0	0.0
160°-170°	0.0	0.0
170°-180°	0.0	0.0
0°-90°	6104.0	100.0
0°-180°	6104.0	100.0

Coefficient of Utilization



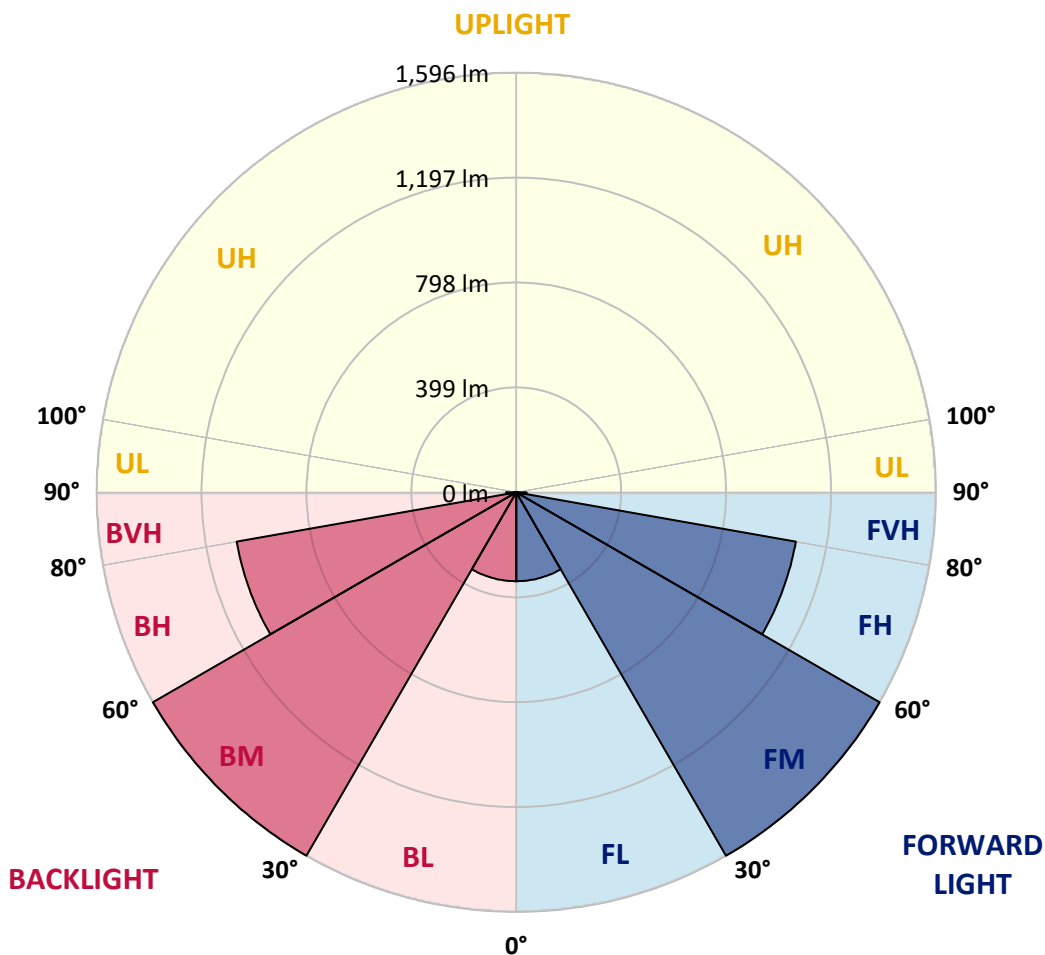
REPORT NUMBER: P317335
 CATALOG NUMBER: GAN-SA1D-722-U-RW

LUMINAIRE CLASSIFICATION SYSTEM LUMEN TABLE AND BUG RATING:

Zone	Lumens	% Fixture	Zone Rating/Lumen Limit		
			B	U	G
FL (0°-30°)	337.9	5.5			
FM (30°-60°)	1595.7	26.1			
FH (60°-80°)	1079.6	17.7			G1/1800
FVH (80°-90°)	38.8	0.6			G1/100
BL (0°-30°)	337.9	5.5	B1/500		
BM (30°-60°)	1595.7	26.1	B2/2500		
BH (60°-80°)	1079.6	17.7	B3/2500		G3/2500
BVH (80°-90°)	38.8	0.6			G1/100
UL (90°-100°)	0.0	0.0		U0/0	
UH (100°-180°)	0.0	0.0		U0/0	

BUG Rating: B3-U0-G3

Type III Short





REPORT NUMBER: P317335
 CATALOG NUMBER: GAN-SA1D-722-U-RW

CANDELA DISTRIBUTION (FULL):

	0°	5°	15°	25°	35°	45°	55°	65°	75°	85°	90°
0°	634.7	634.7	634.7	634.7	634.7	634.7	634.7	634.7	634.7	634.7	634.7
2.5°	630.2	630.4	631.4	632.6	633.6	636.3	636.9	637.9	638.4	639.4	639.4
5°	624.6	625.1	627.5	630.8	634.5	641.0	645.7	651.0	653.7	656.6	656.4
7.5°	624.0	625.1	628.5	633.9	640.0	650.8	660.7	671.3	678.5	685.0	684.6
10°	630.4	632.0	636.9	644.9	654.1	667.6	682.2	696.5	709.0	719.0	719.4
12.5°	640.0	642.0	649.8	661.9	675.8	693.2	710.4	726.6	743.8	758.7	759.9
15°	652.7	655.3	667.0	685.0	706.3	727.0	745.4	762.0	781.8	802.5	804.5
17.5°	671.5	675.2	690.5	714.9	742.9	765.7	784.9	797.4	814.0	835.2	839.1
20°	700.2	704.9	724.3	753.4	787.6	811.3	826.0	828.7	836.9	855.9	860.4
22.5°	737.4	741.5	763.2	797.8	836.1	861.9	869.6	859.0	858.2	873.5	877.8
25°	779.0	782.6	807.8	846.7	887.8	916.3	916.1	895.4	881.1	893.0	897.5
27.5°	825.6	831.4	855.5	896.4	940.4	968.5	966.8	934.9	907.7	910.8	914.7
30°	879.2	885.6	909.1	950.7	994.7	1022.1	1020.1	977.9	937.0	928.8	931.6
32.5°	945.8	953.3	975.6	1016.6	1055.5	1080.2	1074.3	1024.6	972.2	954.4	957.0
35°	1025.8	1030.3	1053.8	1094.1	1125.7	1142.7	1130.2	1078.6	1016.8	995.3	995.3
37.5°	1106.8	1110.3	1136.7	1175.8	1206.3	1215.3	1191.0	1137.7	1075.1	1044.6	1045.2
40°	1184.6	1194.0	1223.7	1263.8	1293.9	1296.4	1264.0	1205.3	1140.0	1108.5	1112.2
42.5°	1265.9	1275.1	1310.5	1355.9	1382.5	1386.6	1348.8	1281.0	1213.3	1187.7	1191.8
45°	1338.3	1345.7	1386.6	1439.4	1472.6	1483.2	1438.4	1367.8	1292.5	1267.5	1268.5
47.5°	1388.9	1398.5	1443.5	1505.7	1554.0	1570.4	1526.4	1452.3	1370.5	1340.2	1342.8
50°	1434.7	1439.8	1485.5	1553.4	1614.8	1648.6	1610.9	1535.8	1449.2	1417.1	1420.0
52.5°	1460.3	1466.8	1511.1	1581.9	1654.5	1709.0	1686.0	1610.9	1525.4	1494.1	1497.5
55°	1442.5	1447.4	1500.4	1588.2	1679.1	1746.2	1749.7	1684.4	1600.1	1572.7	1582.5
57.5°	1361.4	1367.6	1432.3	1547.3	1682.2	1771.4	1797.6	1752.6	1669.9	1647.6	1653.3
60°	1234.8	1238.6	1307.6	1437.0	1622.4	1781.8	1828.1	1808.2	1738.2	1715.9	1723.7
62.5°	1009.0	1014.7	1097.2	1270.6	1496.1	1750.9	1857.6	1854.3	1801.9	1781.4	1788.4
65°	689.7	699.8	791.0	1010.2	1301.5	1656.4	1884.4	1907.9	1858.2	1832.4	1841.6
67.5°	416.5	423.9	490.0	667.0	995.9	1465.6	1856.7	1968.9	1897.9	1856.3	1863.9
68°	372.3	379.0	434.3	601.9	921.2	1411.8	1831.6	1975.9	1902.2	1855.9	1862.7
70°	224.9	229.4	266.5	372.1	614.2	1119.9	1659.8	1970.1	1929.6	1861.7	1865.5
72.5°	146.5	148.0	154.1	191.0	313.8	626.3	1245.8	1835.9	1970.7	1895.0	1894.4
75°	121.8	121.0	121.6	125.9	154.7	274.7	728.0	1450.3	1878.6	1842.4	1829.5
77.5°	102.9	102.3	102.1	102.3	103.6	132.6	316.0	903.4	1437.6	1629.8	1641.2
80°	83.3	82.5	85.1	83.9	80.2	82.5	132.4	375.8	677.7	729.0	683.2
82.5°	60.6	57.5	69.0	65.7	62.6	58.1	73.1	121.4	161.7	110.9	78.0
85°	46.7	43.4	52.4	50.3	43.0	29.7	43.4	59.4	65.5	37.5	29.5
87.5°	19.0	20.1	37.9	29.9	25.2	14.3	17.8	23.7	31.9	16.0	12.3
90°	0.0	0.0	0.0	0.0	0.0	0.0	0.0	0.0	0.0	0.0	0.0

(END OF REPORT)